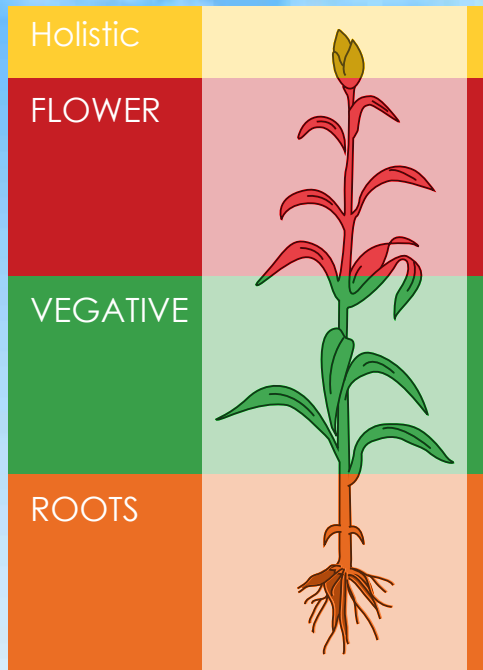




# PRODUCT CATALOGUE AND FEED SCHEDULE



**BREATHE *NULIFE*  
INTO YOUR PLANTS**



At **Nulife** Technologies we are using the latest technological advances in hydroponics today to bring you, the indoor gardener, the most sophisticated and effective range of nutrients and additives available on the market.

**Nulife** technologies have the largest group of APVMA (The Australian Pesticides and Veterinary Medicine Association, Australia's government regulatory body), licensed products for the hydroponic industry in Australia.

We make advanced, commercial grade nutrients and additives for both commercial and private growers in Australia and around the world. We know all about the business we're in as well, our range was developed by a group of professional agronomists including a licensed Chemist and a professional grower.

Using their combined knowledge and experience Australia's largest range of hydroponic products was born.

Our range of **Nulife** products are proudly developed, produced and packaged in Australia.



At **Nulife** Technologies our philosophy is ***'Your problem is now a problem no more!'***

That's why we have this book to help answer some of the questions that may not be easy to ask. Any further questions that you may have we hope that we can answer for you at [www.nulifetech.com.au](http://www.nulifetech.com.au).



**NULIFE**  
TECHNOLOGIES

How you grow is as important as 'what' you use to grow. With that in mind we have developed nutrients that will naturally suit all hydroponic systems.

We are aware that it is a combination of 'how' and 'what' that will produce the best results but the difference between average and advanced growers comes down to 'what' they use. Even with the best techniques you will only achieve modest results from using substandard nutrients and additives. So take the step and use **Nulife** professional products, the only commercial products available in Australia for the domestic gardener.

Excellence is the end result that we would all like to achieve and with **Nulife** products you will get the results that you would expect from commercial nutrients. That's our promise to you. Growers who have changed to **Nulife** products have never looked back. Far higher crop yields and healthier, happier plants than ever before will become the norm for you. So say farewell to average crops, because with **Nulife**, you'll grow your greatest!

Don't just take our word for it, give the products a go and let the results speak for themselves...

**BREATHE *Nulife* INTO YOUR PLANTS**

## Growth/feed Structure charts 4

### Chapter 1 - Base Nutrients 6

POWERGRO	6
COCOFEED	7
BUSHMASTER	8
HYPERGRO	9

### Chapter 2 - Additives 10

POWERACTIVE	10
AU60	11
NITROBOOST	12
QUICKSTART	13
STOPWILT	14
WEIGHT PLUS	15
U-TURN	16
FULL BLOOM ENHANCER	17
MEGAYIELD GOLD	18
MEGAYIELD	19

### Chapter 3 - Pesticides 20

KILL-A-MITE	20
SCARID 10	20

### NuLife Growers Tips 21

## CUTTINGS

	Week 1	Week 2
Megayield Gold	Soak cubes 0.5ml	
Quickstart	Undiluted every second day	

## VEGETATIVE STAGE

– use one of the following base nutrients\*:

	Week 1	Week 2	Week 3	Week 4
Cocofeed Grow*	EC 1.2	EC 2.0	EC 2.0	EC 2.0
Powergro Grow*	EC 1.4	EC 2.4	EC 2.4	EC 2.4
Hypergro Grow*	EC 1.2	EC 1.8	EC 1.8	EC 1.8
Nitroboost	1ml	1ml	1ml	1ml
AU60	1ml	1ml	1ml	1ml
Stopwilt	0.5ml	0.5ml	0.5ml	0.5ml
Poweractive	1ml	1ml	1ml	1ml
Megayield Gold	1ml	1ml	1ml	1ml

## FLOWER STAGE

– use one of the following base nutrients\*:

	Week 5	Week 6	Week 7	Week 8	Week 9	Week 10	Week 11	Week 12
Cocofeed Bloom*	E 2.0	E 2.0	E 2.0	E 2.0	E 2.0	E 2.0	E 2.0	E 1.2
Powergro Bloom*	EC 2.4	EC 2.4	EC 2.4	EC 2.4	EC 2.4	EC 2.4	EC 2.4	EC 2.4
Hypergro Bloom*	EC 1.8	EC 1.8	EC 1.8	EC 1.8	EC 1.8	EC 1.8	EC 1.8	EC 1.8
Weight Plus	1ml	1ml	1ml	1ml	1ml	1ml	1ml	1ml
AU60	1ml	1ml	1ml	1ml	1ml	1ml	1ml	1ml
Stopwilt	0.5ml	0.5ml	0.5ml	0.5ml	0.5ml	0.5ml	0.5ml	0.5ml
Poweractive	1ml	1ml	1ml	1ml	1ml	1ml	1ml	1ml
Megayield	5ml	5ml	5ml	5ml	5ml	5ml	5ml	5ml
U-Turn	0	3ml	0	0	0	0	0	0
Full Bloom Enhancer	0	0	3ml	0	0	0	0	0

## Feeding Instructions

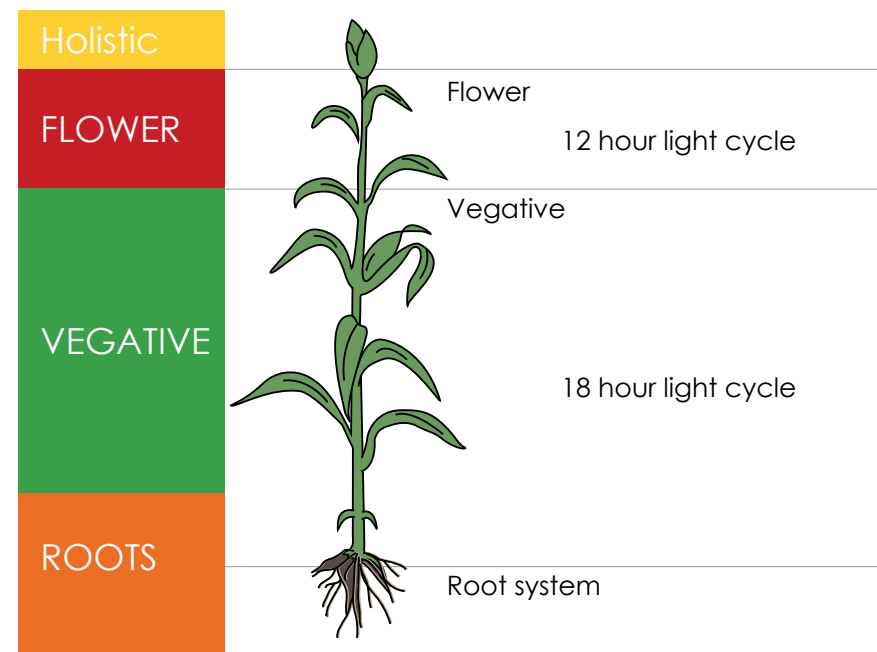
When making up your nutrient solution, your additives should be introduced first, then your A + B or single part nutrient and finally adjust your PH. This is because additives can give an NPK reading. If they are added to the mix after your nutrient, your EC will be too high and your plants will suffer damage. Additives will also effect the PH levels, which is why adjusting the PH is done last.

Your PH should be set between the range of 5.5 to 6.3.

When using foliar sprays, it is best to use them just prior to the lights coming on.

We recommend that your nutrient solution should be dumped on a regular basis in a recirculating system. Every 2 weeks should suffice.

We also recommend that your plant's root zone be flushed at the same time with plain water. This will help prevent the build-up of salts in your substrate, 20 minutes should do the trick.





## POWERGRO – an all-rounder A+B nutrient

**Nulife** Technologies developed **Powergro**, a two part hydroponic solution, with the aid of an Agronomist with over 35 years experience in horticulture.

There are a multitude of great benefits to using **Powergro** that will become immediately apparent to you upon introducing it to your feeding regime.

Fewer nutrient changes and a better balanced product besides giving you a stronger and healthier crop translate to more money in your pocket. **Powergro** needs only to be changed every 3-4 weeks when using GOOD QUALITY water ie: water not exceeding 150ppm. The same nutrient is fine to use with your valuable seedlings and clones, although it is recommend at half strength. However remember that even the best nutrient cannot compensate for such things as poor ventilation so ensure that your environment is performing at it's optimum at all times.

### POWERGRO

GROWTH A + B      BLOOM A + B



- Combat nutrient deficiencies
- Healthier and greener leaves
- Faster growth rates

Available in: 1, 4 and 20 Litres

**NULIFE**  
TECHNOLOGIES



## COCOFEED – your A+B nutrient for use in coco

**Cocofeed** is our two part nutrient that we have developed for the increasing use of coconut fibre or coco peat in the hydroponic industry. Coco has several characteristics that call for a modified nutrient. Coco contains varying amounts of salt depending on it's manufacturer. **Cocofeed** has increased amounts of calcium to address this problem for you. The added calcium in **Cocofeed** displaces the salt in your medium and is washed out along with your drainage water.

Once in you system coco, albeit slowly, will continue to decompose. As the coco decomposes it robs your nutrient solution of Nitrogen, making it unavailable to your plants. Nulife's **Cocofeed** takes this into account and supplies more nitrogen in the CORRECT FORM for use by the microbes which are responsible for the decomposition process. **Cocofeed** is also suitable for growing in soil due to careful balance of nutrients and the technology used to construct it.

### COCOFEED

GROWTH A + B      BLOOM A + B



- Combat deficiencies
- Healthier and greener leaves
- Faster growth rates

Available in: 1, 4 and 20 Litres

**NULIFE**  
TECHNOLOGIES



## BUSHMASTER

### Nulife formula for soil

Nulife has specifically designed **Bushmaster Growth** and **Bloom** for the outdoor enthusiast. **Bushmaster** was designed for plants grown in a soil medium either under HID lighting or outdoors. For hydroponic plants grown in a soil medium **Bushmaster** is best used daily for six days a week and given plain water on the seventh day to flush any build of salts in the medium.

**Bushmaster** can also be used on all garden plants weekly during summer and fortnightly during winter at the rates supplied. As the names suggest growth is for the leaf and stem development and bloom is designed to promote flowering and is in fact a fantastic product for all flowering plants.

- For plants grown in soil
- Indoors or Outside

Available in: 1, 4 and 20 Litres



**NULIFE**  
TECHNOLOGIES

## HYPERGRO

### HYPERGRO - The ease of your nutrient in one part!

- **Hypergro** is Nulife's one part nutrient.
- **Hypergro** contains all the essential nutrients for plant growth.

**Hypergro** contains not only the highest percentage of calcium than any other single part nutrients available in Australia but, in addition, contains compounds not contained in any other nutrient. These compounds allow the plant to take up more nutrient than it normally would. In effect you will be force feeding your plant!

- High percentage of calcium
- Hypergro is Nulife's one part nutrient.
- Hypergro contains all the essential nutrients for plant growth.

Available in: 1, 4 and 20 Litres



**NULIFE**  
TECHNOLOGIES



## POWERACTIVE

Healthy roots are essential for your plants to thrive!

**Power Active** is a CROP SPECIFIC culture designed by **Nulife** Technologies of beneficial bacteria that has been proven to give increased growth when associated with the roots of your crops.

- Increased growth rates
- Healthier root system
- Roots will have a greater resistance to pathogens
- More efficient uptake and use of nutrients

Here's how it works, we have isolated and cultured specifically selected bacteria for use in hydroponic systems and crops grown under HID lighting. Every milliliter of **Power Active** contains literally millions of bacteria ready to start work on your crop immediately.

Research shows that these bacteria make nutrient more readily available for your plants, in other words they improve the rate in which your plant can uptake it's nutrients. A further benefit to using **Power Active** is the bacteria's ability to displace root disease organisms, it's like adding an extra line of defense for your plants roots. Finally the bacteria in **Power Active** will synthesise certain hormones and vitamins and make them available to the plant as they colonise in the root zone.

- Increased growth rates
- Healthier root system
- Roots will have a greater resistance to pathogens
- More efficient uptake and use of nutrients

Available in: 1, 4 and 20 Litres



**NULIFE**  
TECHNOLOGIES

## AU60 ROOT REPAIR

– Are your plants performing at their optimum?

The technological breakthrough that is **AU60** came when we were able to isolate the very substance that the plant uses to fight disease.

To put it simply, **AU60 ROOT REPAIR** fights disease for the plant. This allows the plant to flourish uninhibited by diseases and develop a full root system to facilitate greater food production, thus growing a stronger and healthier plant with greater yields - **FASTER!**

**AU60 ROOT REPAIR** is not a toxic pesticide. It's an organic, naturally occurring substance that controls disease.

**How Does Root Repair Work?** Throughout a plants life it is subject to attack by numerous organisms that see it as a source of food and wish to consume it before you do. Naturally, the plant has defences against this attack but from time to time the pathogens gain the upper hand and the plant becomes affected by disease. This usually happens when the plant is under stress of some type. This can occur from too much heat, cold, water or nutrient. Not enough water, warmth or humidity may also cause stress. One of the major causes of stress is flowering. At this time, the developing flowers compete with the leaves and roots for the plants energy and food supplies. This is why very little leaf or root growth occur at this time. These stressful periods is when a pathogen is most likely to succeed in its attack on the plant's defences, and remember that the plant is constantly under attack!

- Increased root mass
- Disease control
- Maximised nutrient uptake
- Improved plant health
- Significant increase in yield
- Increased tolerance to heat stress

Available in: 1, 4 and 20 Litres



**NULIFE**  
TECHNOLOGIES

## NITROBOOST

### Why do you need to add Nitrogen?

All types of plants need nutrients that are able to give them the elements that they need to complete vital biochemical processes. Nitrogen is mainly used by the growing leaves of the plant.

Though the air is about 79% nitrogen, plants need this element as a supplement, as the N<sub>2</sub> molecule that is present in the air is highly stable and plants are unable to break it apart in order to use the single nitrogen atoms. **NITROBOOST** is that supplement that your plants require.

In a recirculating system denitrification can occur due to a lack of oxygen in the system.

There is quite a demand for oxygen not only by the plant but also by the various bacteria that inhabit your system. If you are using coco coir as your growing medium denitrification can happen as the coir leeches nitrogen from your nutrient solution as it decomposes.

**NITROBOOST** is compounded by fast and slow release forms of organic nitrogen and is an inexpensive way to combat most nitrogen deficiencies.

Symptoms of a nitrogen deficiency are an entire plant becoming light green in color, lower leaves yellowing and when your plants growth is stunted.

- Combat Nitrogen deficiencies
- Healthier and greener leaves
- Faster growth rates

Available in: 1, 4 and 20 Litres



## QUICKSTART

### Tired of poor strike rates and waiting for cuttings to propagate?

**Quickstart** is a unique blend of plant nutrients, natural vitamins and hormones that Nulife Technologies has created to have a synergistic effect on your cuttings. **Quickstart** will increase your strike rate and subsequent growth of clones.

The special formula that forms **Quickstart** enables the cutting to perform like a complete plant, EVEN THOUGH IT HAS NO ROOTS!!!

The primary benefit of this is that there is virtually no interruption to your plants natural growth processes thus producing a stronger, hardier and better quality plant.

- Dramatically improves the strike rate of cuttings
- Speeds up the growth rate of your cuttings
- Strengthens cuttings for a smoother transplanting

Available in: 1, 4 and 20 Litres





## STOPWILT

**Are your plants struggling on their recovery from an illness?**

**Stopwilt** is an innovative and valuable tool to use when nursing your plant back to it's full health and vigor after periods of distress.

**Stopwilt Plant Tonic** is your first line of defense in the difficult battle to bolster your plant against symptoms that come from problems such as root diseases.

There is little available in todays marketplace when it comes to fighting the detrimental effects that root diseases will inflict upon your plants.

There is a myriad of ways in which a root disease will play havoc with your plant, most common being slow growth and the inability for your plants to absorb and efficiently utilise essential nutrients. Our research has shown that introducing **Stopwilt** to your hydroponic system will drastically reduce effects that follow from a root disease and assist in it's recovery.

**Stopwilt** acts on your plant by maintaining turgor in the plants stomatal guard cells, (turgor relates to the internal pressure of a cell), thus preventing wilting.

- Dramatically increases a plants recovery time from illness.
- Increases your plants tolerance to stresses
- Stimulates the stomatal guard cells of a plant
- Enables your plants immune system to work as nature intended

Available in: 1, 4 and 20 Litres



**NULIFE**  
TECHNOLOGIES

## WEIGHTPLUS – a vital addition to any feed schedule

Potassium is commonly overlooked and underrated by novice gardeners who often spend their money on nitrogen rich growth enhancers or phosphorous based bloom stimulators.

**Why should I use WEIGHTPLUS?**

Potassium is a key activator of many enzymes that a plant requires, especially those involved in carbohydrate metabolism. In fact potassium plays an intricate role in carbohydrate management.

Potassium is necessary for all water related transporting activities including the opening and closing of stomata and the movement of nutrients within the plant via osmosis. What this means is that **WEIGHTPLUS** will play an important role in your plants transpiration.

Potassium is generally associated with a plants "quality" and is also required for the successful initiation of flower buds. **WEIGHTPLUS** is a highly concentrated form of potassium and phosphorous which, when added to your nutrient solution during the flowering phase of a plant, allows for the luxury uptake of weight producing potassium.

This extra potassium is used in the construction of the cell walls of the plant and so adds to the weight of a mature plant. Some crops such as tomatoes can almost double their uptake during fruiting.

Symptoms of a potassium deficiency are typically scorched spots on older leaves, a general low vigor and a susceptibility to fungal diseases.

- Highly concentrated
- Increased weight and size
- Neutral PH
- Stronger more rigid stems
- Improves plant transpiration
- Toughens plants against diseases and infestations

Available in: 1, 4 and 20 Litres



**NULIFE**  
TECHNOLOGIES



## U-TURN

Are your plants unruly? Are they stretching uncontrollably?

- Slows internodal growth (stretch)
- Strengthens stems
- Diverts plants energy to flower production

We at Nulife Technologies have designed a product, **U-turn**, to give you the ability to regulate your plants size and shape. With **U-turn** you will be able to maximise the space in your growing environment with ease.

It will reduce your plants internodal growth or 'stretch', give you stouter and therefor stronger stems and you will see an increase in root growth.

**U-turn** will enable your plant to use the energy that it would of spent on vertical growth to begin flower production. That means greater yields for you the grower!

- slows internodal growth (stretch)
- Strengthens stems
- Diverts plants energy to flower production

Available in: 1 Litre



**NULIFE**  
TECHNOLOGIES

## FULL BLOOM ENHANCER

Are you ready to **ENHANCE** the overall yield from your crop?

- Increase flower sites
- Set your flowers
- Puts mass on your flowers

**Full Bloom Enhancer** is the perfect partner to use in conjunction with U-turn. **Full Bloom Enhancer** is designed to be used in the week after using U-turn, it will set (or harden) your plants flowers and dramatically increase their size and weight.

- Increase flower sites
- Set your flowers
- Puts mass on your flowers

Available in: 1 Litre



**NULIFE**  
TECHNOLOGIES

## MEGAYIELD GOLD

**MEGAYIELD GOLD** is a revolutionary new product for the health and vigor of your plants.

- Faster growth, greater yields
- Increased health and vigor
- Strengthens your plants against pests and disease
- Increases plants resistance to stress
- Greater root growth
- Accelerates cell growth
- Contains hormones. Vitamins and minerals

**MEGAYIELD GOLD** is an expertly crafted mixture of vitamins A, D, E and K which together contain growth promoting factors that increase cellular activity and which in turn boosts your plants growth.

This combination of hormones, vitamins and minerals will also help your plants cope with the stresses of hydroponic gardening. Transplanting, excessive heat, under or over watering and attacks by pests and diseases are just a few of the everyday stresses that your plants may be forced to cope with, **MEGAYIELD GOLD** will increase their resistance to these and more.

**MEGAYIELD GOLD** is a revolutionary new product for the health and vigor of your plants.

Available in: 1, 4 and 20 Litres



**NULIFE**  
TECHNOLOGIES

## MEGAYIELD

**Do you want to strengthen your plant against environmental stresses as well as increase your yield?**

- 100% organic
- Strengthens your plants overall health
- Aids in the production of flower sites
- Increases flower size

**Megayield** is a valuable addition to your plants flowering cycle and being 100% organic it is safe to use right up until harvest time. It is designed to increase both the size of flowers as well as the overall crop yield.

**Megayield** contains a veritable cornucopia of essential ingredients that your plant craves during it's flowering cycle such as natural amino acids, vitamins, a specialist flowering hormone, anti stress agents plus over 40 macro and micro nutrients including the metals copper, zinc, gold and silver.

- 100% organic
- Strengthens your plants overall health
- Aids in the production of flower sites
- Increases flower size

Available in: 1, 4 and 20 Litres



**NULIFE**  
TECHNOLOGIES

## KILL-A-MITE

Are spider mites the bane of your existence?

**Kill-A-Mite** is Nulife Technologies solution to your spider mite problems.

Spider mite populations can quickly spiral out of control and decimate your crop. **Kill-A-Mite** is used as a foliar spray that requires only 1ml per litre to make. That means that one 100ml bottle makes 100 litres!

**Kill-A-Mite** is best used with an initial spray then followed by a second spray seven days later to ensure that any eggs hatched are also killed.



## SCARID 10

Do you regularly wage war against sciarid fly infestations?

Nulife Technologies gives you a weapon of mass destruction in the form of **Scarid 10**. **Scarid 10** kills the flies by interrupting their natural life cycle.

**Scarid 10** is applied to the top of your growing medium, it is designed to leave a coating which prevents the flies from landing. This then stops the flies from laying their eggs and therefore no larvae can get to your plants roots.

**Scarid 10** is a concentrate and should be applied at a rate of 30ml per litre of water.



## NULIFE GROWERS TIPS

What PH should I maintain?

Ideally the PH should be kept between 5.5 and 6.3 with 6.3 being perfect.

Do I need to heat or aerate my nutrient solution?

It is best to maintain your nutrient solution between 18 - 21°C in cooler weather to maintain optimum growth. If your room temperature falls below 17°C in it's dark cycle then heating will be required. Aerating your solution is also recommended.

What are the most common causes of my plant dying?

There can be a number of reasons for this. First, eliminate the obvious like lack of water, high temperatures or a broken stem. Root diseases are the most common cause of SUDDEN death of plants and can cause a myriad of other problems from loss of yield, stunted growth to complete collapse. STOPWILT is a product that is proven to be very useful in combating these symptoms.

What causes the tips of my plants leaves to burn?

This is most likely caused by too much fertiliser (EC too high), too much salt in the water, not enough water or lights to close. Certain deficiencies can also cause leaf tip burn. Use a good nutrient solution and if in doubt change the solution.



## What causes the leaves of my plant to turn yellow?

This can be caused by a number of factors;

1. Low oxygen levels due to a lack of aeration
2. The onset of root diseases
3. Your PH is too high
4. The nutrient solution is too hot
5. Too much salt in the water

All of the above will stop the plant from taking up nutrients in the correct quantities and balance.

## What causes a plant to stretch?

Plants will stretch when the light is insufficient or humidity too high. Lack of ventilation is normally the reason for high humidity. Ideally the air in your growing environment should be completely changed every 30 seconds. Lastly, your lights may be too far from your plants or you may have too many plants competing with each other for the available light.

## What is the ideal humidity for my room?

Humidity is best kept at around 50% in the centre of the plant canopy.

But anywhere between 40% and 50% is OK. Too high a humidity and you will run the risk of disease and stretching.

## What temperature should the growing room be?

Room temperatures should be 28°C in the vegetative phase and a couple of degrees cooler in flower.

## Should I use EC and PH meters?

Trying to run your hydroponic system without using meters is very difficult and would make it very hard for you to achieve optimum results.

## How often should I 'dump' my solution?

There is no hard and fast rule on this one. Generally when using cheaper nutrients it is advised to dump more often. The quality of water you use is one of the major factors. The lower the quality the more frequent the need to dump. Using a quality nutrient such as Powergro or Cocofeed requires dumping every 2 - 4 weeks.

## Is it necessary to leaf prune plants?

There is no real need to prune the leaves of your plants provided that they aren't grown too large. Large plants may require you to prune the larger lower leaves, especially if they go pale green or yellow. Remember that the leaves are a plant's food factory and are therefore vital to the plant's health.

## What is the best water to use?

The best water will have low levels of salts or contaminants. Rainwater is probably best though normal tap water is usually acceptable as long as it is under 150ppm. The lower the ppm the better the results.

## Why are my plants roots brown?

Brown roots are almost always caused by the plant being attacked by a disease, probably Pythium. Another common cause is too high a flow of water, in other words over watering.

## What is the purple color on the plants leaves?


The purple color is a pigment called ANTHOCYANIN. It is produced by plants that are being grown in stressful conditions. It is often low temperatures causing the stress.;

## What is the brown rotting on the flower buds?

This is probably a disease called BOTRYTIS (grey mould). It is best controlled by reducing your humidity and using an anti bacterial spray.



NuLife Technologies Pty Ltd

PO BOX 142 Moorabbin  
Victoria AUSTRALIA 

Telephone: +61(0)3 9553 5000

Fax: +61(0)3 9553 5200

E-Mail: [info@nulifetech.com.au](mailto:info@nulifetech.com.au)

Web: [www.nulifetech.com.au](http://www.nulifetech.com.au)