


DIGI-LUMEN

RETRO™ 600 W LED

SIX BAR ARRAY



250 W/400 W/600 W/690 W



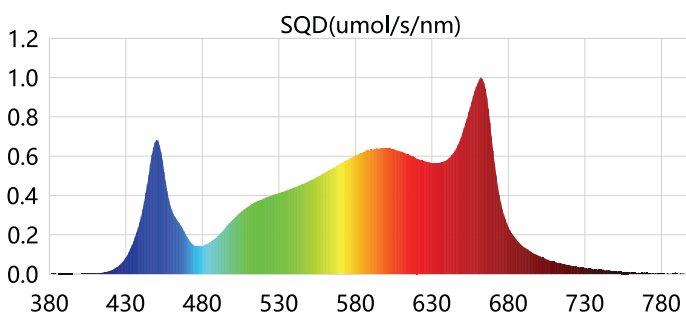
OUTPUT SPECIFICATIONS

Maximum PPF @ 720 Watts	1870 $\mu\text{mol/s}$
PPF @ 690 Watts	1820 $\mu\text{mol/s}$ on Super Lumen setting
PPF Efficacy	2.65 $\mu\text{mol/J}$
Output PPFD ($\mu\text{mol/m}^2/\text{s}$)	1235 @ 30 cm

TECHNICAL SPECIFICATIONS

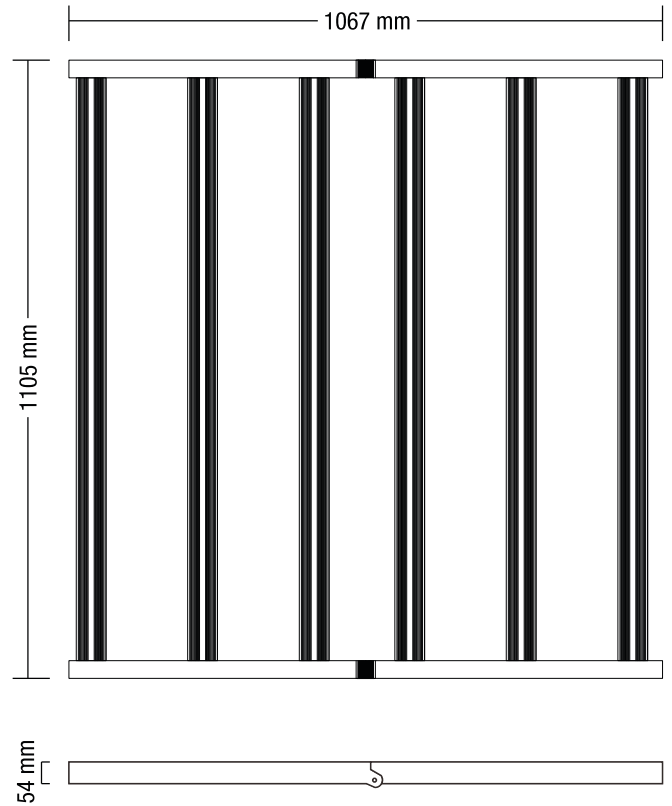
Model:	RETRO 600 W - 6 Bar
Light Source:	1992 x Single Mount Diode LED's
Input Voltage:	220 V-240 V AC
Frequency Range:	50-60 Hz
Power/Watts:	720 W (max output)
Amps	2.9 A (on Super Lumen Setting)
Net Weight:	7.3 kg
Light Beam Angle:	120 Degrees
Body Case Material:	Die Cast Pressed Aluminum
IP Rating:	IP45 (water resistant)
Size:	L-1105 mm x W-1067 mm x H-54 mm
Lifespan:	→50,000 Hours
Min. Operating Temp:	-25°C
Max. Operating Temp:	40°C
Warranty:	3 Year Warranty

SPECTRUM DISTRIBUTION CHART



The RETRO LED Array features a perfect blend of both full spectrum white and red LED diodes. This results in a perfectly balanced spectrum suitable for all phases of growth and bloom. The end result is tight and compact plant growth with optimal morphogenesis & light uptake.

DIMENSIONS



180 DEGREE FOLDABLE DESIGN

Foldable design feature for easy storage & transport.



DIGI-LUMEN RETRO LED




Unplug your 1100 $\mu\text{mol/s}$ HPS lamp and plug in the 1820 $\mu\text{mol/s}$ DIGI-LUMEN RETRO LED Array. Compatible with the DIGI-LUMEN HPS Electronic Ballast. Mount the ballast directly to the LED array via the supplied brackets or remotely using the supplied 5 m cord.

The immediate benefits of the RETRO LED over a 600 W HPS lamp include a light output increase of over 60% and broadening the PAR spectrum from 30 CRI to 80 CRI (Colour Rendering Index). Illuminates up to a 1.5 m² area. Plug and play with the RETRO LED Array.

600 W DIGITAL BALLAST COMPATIBLE

250 W/400 W/600 W/ 690 W (Super Lumen) dimmable power options




BETTER LIGHT COVERAGE

Six passively cooled LED bars provide optimal light coverage up to 1.5 m²



RUN A HPS LAMP/SHADE OR LED ARRAY

Use the LED in summer with an option to swap back to a HPS in winter



ASSEMBLY INSTRUCTIONS

Four rope ratchets are included for the mounting of this fixture. Install four eye bolts/screws to structurally secure ceiling points. Secure the rope ratchet hangers to the four brackets (A). Adjust the rope ratchets to the required height (B).

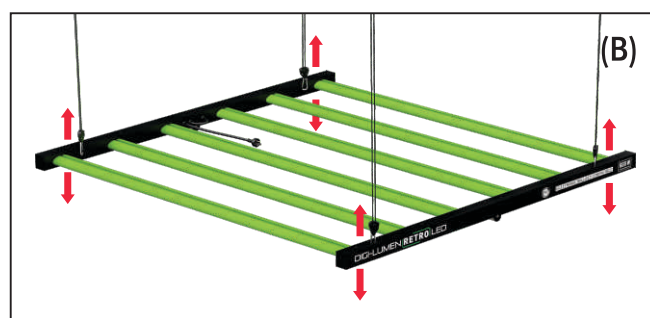
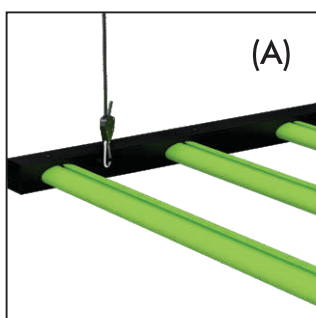
FOLDABLE DESIGN



FIXED OR REMOTE MOUNTED BALLAST

The ballast may be fitted via the provided brackets & screws or operate remotely via the provided 5 m extension cord.

INCLUDES 4 x ROPE RATCHETS



INCLUDES 2 X BRACKETS & 8 X SCREWS




BALLAST MOUNTS DIRECTLY TO ARRAY VIA BRACKETS



UNPLUG YOUR HPS - PLUG IN AN LED

ELECTRONIC BALLAST COMPATIBLE



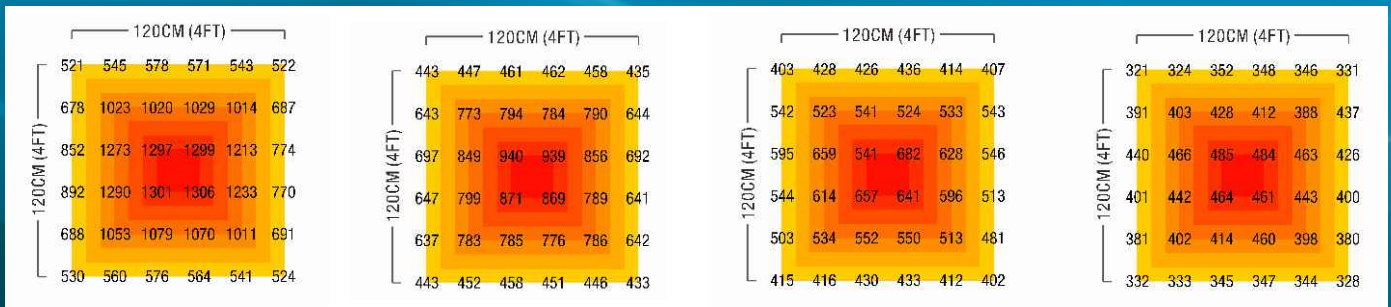
*Ballast sold separately

PPFD @ 30 cm

PPFD @ 60 cm

PPFD @ 90 cm

PPFD @ 120 cm



CAUTION

Operate the DIGI-LUMEN RETRO LED Array with a 600 W Electronic Ballast only.

DO NOT operate with a magnetic coil & core ballast.

DO NOT operate with a 1000 W Electronic Ballast.

Attempting to do so may result in LED failure and void warranty.