

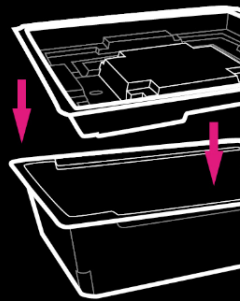
THE PUMP

- Attach the stand and sucker to the pump
- Push the plastic strainer onto the pump
- Push the foam filter over the strainer
- Place the pump on the flat area of the tank. Shake pump to remove air bubbles



FIT THE TRAY & DELIVERY TUBE

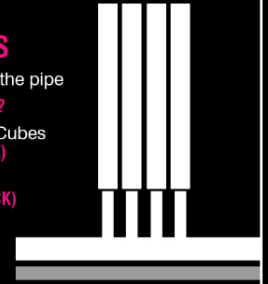
- Place the support tray(s) over the tank
- Fit the delivery tube to the support tray



FIT THE DRIPPERS

• Insert the drippers into the pipe
WHICH DRIPPER DO I NEED?

- Clay Pebbles or Grow Cubes = Flood drippers (**BLUE**)
- Coco, Soil, 60/40 = Arrow drippers (**BLACK**)



TEST DRIPPERS

- Connect the delivery tube to the pump
- Add water to the tank
- Run the pump to check all drippers work



PLANTING

- Only add strong, healthy plants to the Origin system
- Remove pots or if using rockwool remove plastic wraps. Do not wash off any soil
- Plant without burying leaves
- If using clay pebbles or rockwool wet them and leave to drain before planting
- Soil, coco and compost should be damp before planting



SET THE TIMER

- Use a timer to automate the Origin system
- Add nutrients according to dose instructions of your nutrient
- Open the tap and run the pump for 5 minutes
- Set the timer



FEEDING GUIDE

Timings are for guidance, adjust feeds as needed.

	COCO / SOIL	MIXED MEDIA	PEBBLES
START	1x 15 minute feed per day	2x 15 minute feeds per day	2x 15 minute feeds per day
VEG	2-3x 15 minute feeds per day	3x 15 minute feeds per day	3-4x 15 minute feeds per day
FLOWERING	3-5x 15 minute feeds per day	4-5x 15 minute feeds per day	4-6x 15 minute feeds per day

FEEDING TIPS

Observe the plant to decide on the feed timings. Never allow media to dry out completely.

YOUNG PLANTS
Use half dose nutrient for the first few weeks.



MATURE PLANTS
The maximum number of feeds is 1x 15 minute feed per hour during lights on, very few plants will need this much feeding.



SOLUTION CHANGES

Change the nutrient solution every 21-30 days, more often for mature and fast-growing plants.

Between crops use a 'Flush' to clean the system, then with water.

Check drippers to ensure correct flow. Plant Magic Pure Clean can be added to prevent blockages.


When changing solution, soil and coco benefit from 1x watering with just water.



SOLUTION CHANGES

At least monthly...

- Turn the pump off
- Remove the delivery tube from the pump
- Fit the emptying tube onto the pump
- Switch the pump on and empty the tank
- Refit the delivery tube



- Refill the tank with nutrient solution
- Test the pH

MAINTAIN THE pH

Recommended pH 5.8 to 6.5. Check tank pH weekly.

- If pH is 5.8-6.5 do nothing
- If pH is above 6.5 add pH Down & retest
- If pH is below 5.8 add pH Up & retest

To prevent overdosing with pH Down use very small amounts over several days.



ENJOY HUGE YIELDS

